
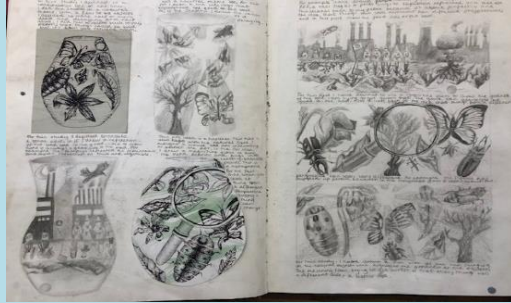




IMBERHORNE SCHOOL





GCSE ART – Curriculum Map

Year 10	Topic (1 st half-term) AUTUMN	Topic (2 nd half-term)	
GCSE ART Assessment Objectives	AO1 Develop ideas through investigations demonstrating analytical and critical understanding of sources. AO2 Refine work by exploring ideas and selecting and experimenting with appropriate resources, media materials techniques and processes. AO3 Record ideas, observations and insights relevant to intentions reflecting critically on work and progress. AO4 present a personal and meaningful response that realises intentions, and demonstrates understanding of visual language.		
	<p>‘Communication and Meaning Drawing Painting and 3D work Communicating using the formal elements. Recording from observation and other sources. Learn from, and how to research and evaluate, other artists’ work. Learn how to develop personal and meaningful ideas. Learn how to develop a good composition, and how to convey meaning. Learn how to use a wide range of media, techniques and processes and how to experiment and communicate with these. Pencil, pen, colour pencils, chalk and charcoal, chalk pastel, oil pastel, watercolour, acrylic paint, collage, photography and printing- poly, mono and lino, clay, and other 3D media.</p>	<p>‘Communication and Meaning’ Selecting a personal starting point. Experiment with media and techniques and processes. Learn how to refine a composition. Learn how to refine and develop ideas further Communicate using the formal elements. Learning further from, and evaluating, a range of other artists’ work. Reflect critically on own work and progress. Writing a statement of intent. Final outcome 1 (painting or clay piece)</p>	 <p>Drawing skills and developing ideas</p> 



IMBERHORNE SCHOOL


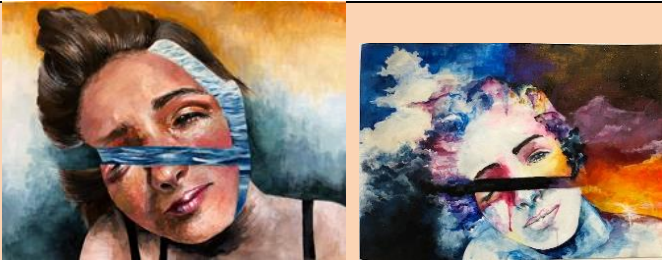
GCSE ART – Curriculum Map


	<p>Learn about the aesthetic and expressive effect of using different ‘grounds’ Understand how to annotate and evaluate own work.</p>	 <p>Experimenting with media processes and techniques</p> 	
<p>SPRING</p>	<p>‘Communication and Meaning’ Developing and refining ideas. Composition ii. Researching, evaluating, understanding and seeking inspiration from other artists’ work. Experimentation with media, techniques, processes and colour schemes. (Revisiting media and techniques as above) Communicating ideas and meaning using the formal elements, signs and symbols.</p>	<p>‘Communication and Meaning’ Developing and refining ideas Experimentation with media, techniques and processes. Researching, evaluating, understanding and seeking inspiration from other artists’ work. Communicating using the formal elements. Writing a statement of intent. Final outcome 2 (painting or clay piece)</p>	 <p>Example clay outcomes</p>



IMBERHORNE SCHOOL

GCSE ART – Curriculum Map

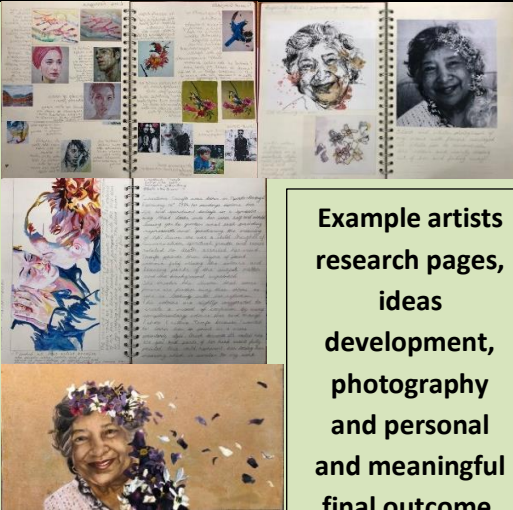
<p>SUMMER</p>	<p>Portrait Project Recording from observation and other sources ii. Portraits. Ideas development Refining compositions. Inspiration from other artists. Evaluation artists work. Annotation of ideas Experimentation with media and techniques, and colour schemes. (Revisiting media and techniques as above)</p>		 <p data-bbox="1451 772 2040 922"> Example ideas development, showing student taking inspiration from other artists and experimenting with media and </p>
----------------------	--	--	---

Year 11	Topic (1 st half-term)	Topic (2 nd half-term)	
<p>AUTUMN</p>	<p>Portrait Project Drawing, Painting and 3D work Communicating using the formal elements Learning from and evaluating other artists' work. Experimentation with media and techniques and processes.</p>	<p>Portrait Project Selecting personal starting point. Experimentation with media and techniques and processes. Composition revision. Developing personal ideas Communicating using the formal elements. Evaluating other artists' work. Final outcome 3 (Portraits)</p>	 <p data-bbox="1473 1362 1977 1449"> Example - personal and meaningful final outcome 'Brother' </p>



IMBERHORNE SCHOOL

GCSE ART – Curriculum Map

		Course-work deadline end of autumn term	
SPRING	<p><u>Examination Project preparatory period.</u> Personal development of the externally set theme. Revisit all AO's as above. Student chose any medium, for final outcome, they have explored during the course. Developing and refining ideas. Composition. Recording Communicating ideas and meaning using the formal elements Present a personal and meaningful response</p>	<p>Developing ideas Experimentation with media and techniques and processes. Communicating own ideas using the formal elements. Researching, evaluating, understanding and seeking inspiration from other artists' work.</p> <p><u>Final outcome produced during 10-hour exam</u> <u>March</u> Revisit coursework</p>	 <div style="border: 1px solid black; padding: 5px; margin-top: 10px;"> <p style="text-align: center;">Example artists research pages, ideas development, photography and personal and meaningful final outcome.</p> </div>
SUMMER	<p>Revisit Coursework, as necessary. Mount and prepare work for marking and exhibition.</p>	STUDY LEAVE	

SOW, sketchbook plans, Powerpoints, helpsheets and other resources are available in:

R:\Subjects\Key Stage 4\Art

Help with relevant artists on Pinterest follow / Anne Hayden